

Defining a Database Schema

CREATE TABLE name (list of elements).

- Principal elements are attributes and their types, but key declarations and constraints also appear.
- Similar CREATE *X* commands for other schema elements *X*: views, indexes, assertions, triggers, domains.
 - ❖ Assertions and domains not in Oracle.
- “DROP *X* name” deletes the created element of kind *X* with that name.

Example

```
CREATE TABLE Sells (  
    bar CHAR(20),  
    beer VARCHAR(20),  
    price REAL  
);
```

```
DROP TABLE Sells;
```

Types

1. INT or INTEGER.
2. REAL or FLOAT.
3. CHAR(n) = fixed length character string, padded with “pad characters.”
4. VARCHAR(n) = variable-length strings up to n characters.
 - ❖ Oracle uses VARCHAR2(n) as well. Difference: storage for VARCHAR2 is truly varying length; VARCHAR uses fixed array with endmarker.
 - ❖ VARCHAR in Oracle is “deprecated” (they may discontinue it in the future), so they suggest you always use VARCHAR2.

5. Dates. SQL2 form is DATE 'yyyy-mm-dd'
 - ❖ Oracle uses a different format — to be explained.
6. Times. Form is TIME 'hh:mm:ss[.ss...]' in SQL2.
7. In Oracle: NUMBER is either integer or floating point as appropriate.

Oracle Default Dates (Used at Stanford)

Format 'dd-mon-yy'

Example

```
CREATE TABLE Days (  
    d DATE  
);
```

```
INSERT INTO Days  
VALUES('06-nov-97');
```

- Oracle function `to_date` converts a specified format into default format.

```
INSERT INTO Days  
VALUES(to_date('2000-01-01',  
              'yyyy-mm-dd'));
```

Declaring Keys

Use PRIMARY KEY or UNIQUE.

- Oracle treats these as synonyms.
- But only one primary key, many “uniques” allowed.
- SQL2 allows implementations to create an index (data structure to speed access given a key value) only in response to PRIMARY KEY.
 - ❖ But Oracle creates indexes for both.
- SQL2 does not allow nulls in primary key, but allows them in “unique” columns (which may have two or more nulls, but not repeated nonnull values).

Declaring Keys

Two places to declare:

1. After an attribute's type, if the attribute is a key by itself.
2. As a separate element.
 - ❖ Essential if key is > 1 attribute.

Example

```
CREATE TABLE Sells (  
    bar CHAR(20),  
    beer VARCHAR(20),  
    price REAL,  
    PRIMARY KEY (bar, beer)  
);
```

- On the Stanford Oracle system for this class, there is a separate data area on a separate disk for indexes.
 - ❖ Speeds access — two heads are better than one.
 - ❖ Thus, you must follow any implicit index-creating statement like “primary key,” by:

```
USING INDEX TABLESPACE indexes
```

Example

```
CREATE TABLE Beers (  
    name CHAR(20) UNIQUE  
        USING INDEX TABLESPACE indexes,  
    manf CHAR(20)  
);
```


Other Properties You Can Give to Attributes

1. NOT NULL = every tuple must have a real value for this attribute.
2. DEFAULT value = a value to use whenever no other value of this attribute is known.

Example

```
CREATE TABLE Drinkers (  
    name CHAR(30) PRIMARY KEY  
        USING INDEX TABLESPACE indexes,  
    addr CHAR(50)  
        DEFAULT '123 Sesame St',  
    phone CHAR(16)  
);
```

```
INSERT INTO Drinkers(name)
VALUES('Sally')
```

results in the following tuple:

name	addr	phone
Sally	123 Sesame St.	NULL

- Primary key is by default not NULL.
- This insert is legal.
 - ❖ OK to list a subset of the attributes and values for only this subset.
- But if we had declared

```
phone CHAR(16) NOT NULL
```

then the insertion could not be made.

Changing Columns

Add an attribute of relation R with

```
ALTER TABLE  $R$  ADD <column declaration>;
```

Example

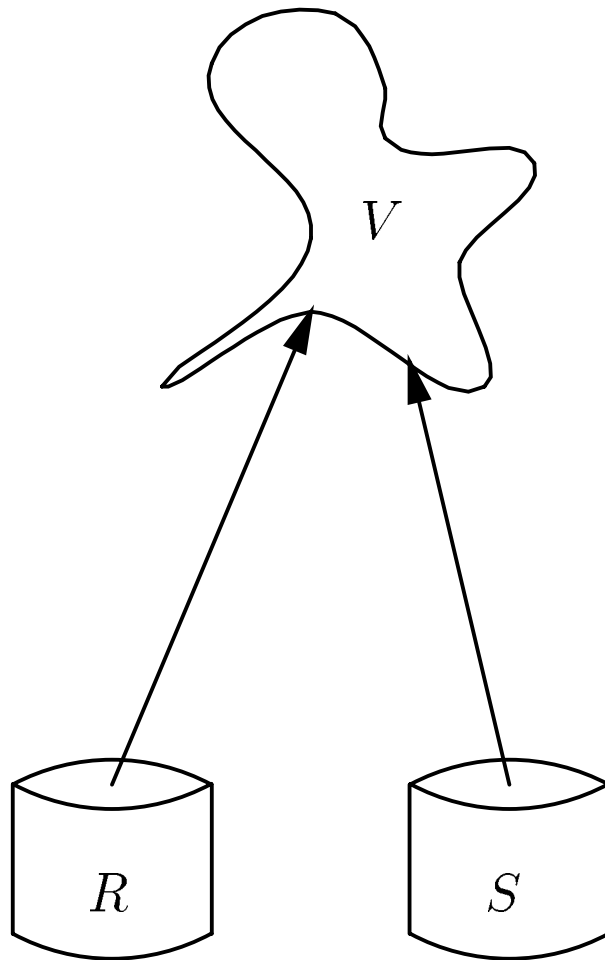
```
ALTER TABLE Bars ADD phone CHAR(16)  
DEFAULT 'unlisted';
```

- SQL2 allows columns to be dropped, e.g.,

```
ALTER TABLE Bars DROP license;
```
- However, this statement is illegal in Oracle.

Views

An expression that describes a table without creating it.



- View definition form is:

```
CREATE VIEW <name> AS  
  <query>;
```

Example

The view `CanDrink` is the set of drinker-beer pairs such that the drinker frequents at least one bar that serves the beer.

```
CREATE VIEW CanDrink AS
  SELECT drinker, beer
  FROM Frequents, Sells
  WHERE Frequents.bar = Sells.bar;
```

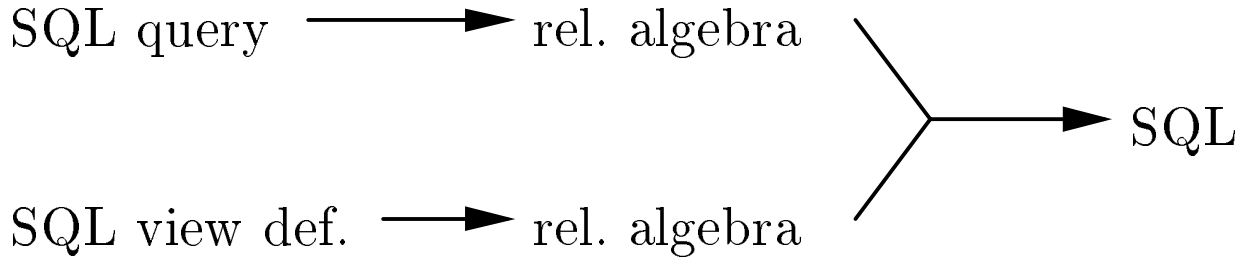
Querying Views

Treat the view as if it were a materialized relation.

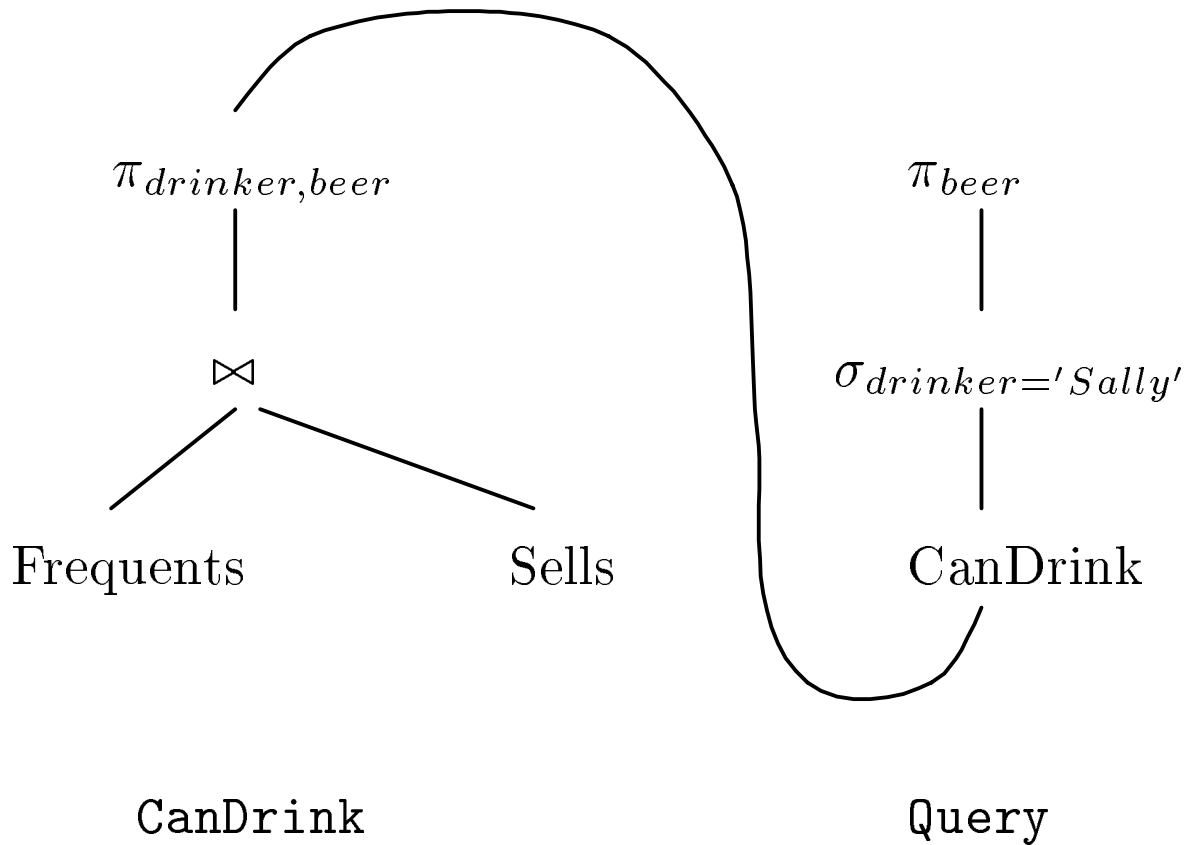
Example

```
SELECT beer
FROM CanDrink
WHERE drinker = 'Sally';
```

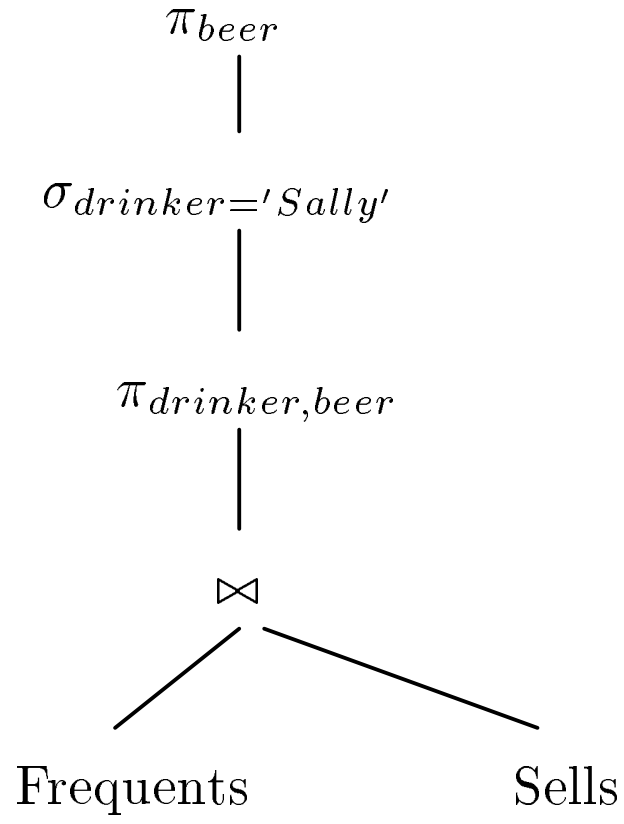
Semantics of View Use



Example



Compose



Optimize Query

1. Push selections down tree.
2. Eliminate unnecessary projections.

